


## key features & benefits

- ▶ Powerful 6.0 HP AC NextGEN III Eco Drive™ runs up to 50% cooler and delivers the highest efficiency without compromising power (NEMA IE3 Premium Efficiency)



- ▶ Oversized 19" embedded touch screen with HDTV, WiFi, USB, CSAFE and Virtual Connect™

- ▶ Pre-loaded Virtual Connect™ first person forward motion videos of beautiful international sceneries



- ▶ Adjustable speed up to 17.2 MPH and incline up to 20%

- ▶ Easy-access speed and elevation paddle shifters allow users to adjust quickly



- ▶ Contact and wireless heart-rate sensors are compatible with industry-leading monitors
- ▶ Convenient reading rack/tablet holder, personal fan and large cup-holders
- ▶ 60" x 22" premium lubricant-infused 25,000 mile low-maintenance running belt with 1" reversible phenolic deck
- ▶ Smooth Deck Absorption System with urethane suspension reduces stress on joints and knees



## M8e TREADMILL

*CIR-TM8000e-C*

Stunningly modern and meticulously crafted, our top of the line M8e treadmill is a complete package of power, performance, durability, innovation, and ease-of-use. A premium treadmill without the premium price.



### technical specs

**Product Weight:** 456 lbs.    **Running Surface:** 60" x 22"    **Width:** 37"    **Length:** 85"    **Height:** 60"


**Motor:** 6.0 HP, AC NextGEN III Eco-Drive™ NEMA Premium IE3


**Electrical:** 120V, 20 amp dedicated NEMA 5-20

**Certification:** UL, CSA, CE & EU MEPS

**Rollers:** 3.5"

**Step-On Height:** 10"

**Belt:** Siegling premium lubricant-infused with Texglide™ technology (made in the USA) 

**Deck:** 60" x 22" running surface with 1" reversible phenolic by Slick-dec (made in the USA) 

**Speed Range:** 0.2 - 17.2 MPH

**Incline Range:** 0 - 20% incline

**User Weight:** 500 lbs.

**Transport Wheels:** Easy-to-move with front-mounted dual wheels without elevating

**Rails:** Angled aluminum side rails with rubber safety strips

**Frame:** Zinc-dipped, anti-corrosion coated heavy gauge steel

**Heart Rate Receiver:** Contact & telemetric heart-rate sensors

**Display:** 19" digital HD, TFT, LCD touchscreen

**Display Feedback:** Time, distance, heart-rate, calories, speed incline, exercise summary report

**Programs:** Manual, hill, fat burn, cardio, strength, interval, custom, Gerkin, Cooper, military, fed. law & goal training

**Entertainment:** Digital TV, Apple® & Android™ audio compatibility, web surfing, interactive Virtual Connect™ forward motion videos featuring 10 stunning sceneries including beach & coastal scenery, mountains, canyons, boardwalks, rainforests, tropical gardens, wetlands, lakes & more

**Standard Features:** Hand pulse, fan, heart-rate receiver chest belt compatible, 5 quick keys for both speed & incline, reading rack/tablet holder, WiFi, CSAFE power port & USB charging

**Warranty:** 10 years frame, 7 years motor, 3 years parts, 1 year wearable items & 1 year labor\*

\*Extended to 5 years parts if used in a light commercial setting, subject to approval.

**circle**  
FITNESS

